






Schema di montaggio

Assembly diagram

<p>Componenti Components</p>		<p>Scocca x1 (A) Body x1 (A)</p>		<p>Colonna x1 (B) Column (B)</p>		<p>Base x1 (C) Base x1 (C)</p>		<p>Base x1 (C) Base x1 (C)</p>
<p>SERIE RESET RESET SERIES</p>		<p>Base x1 (C) Base x1 (C)</p>						



RS04



RS05

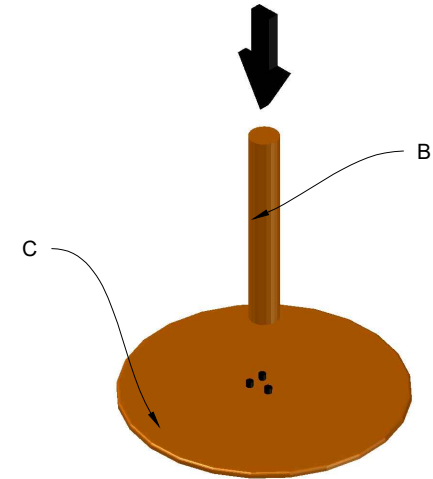
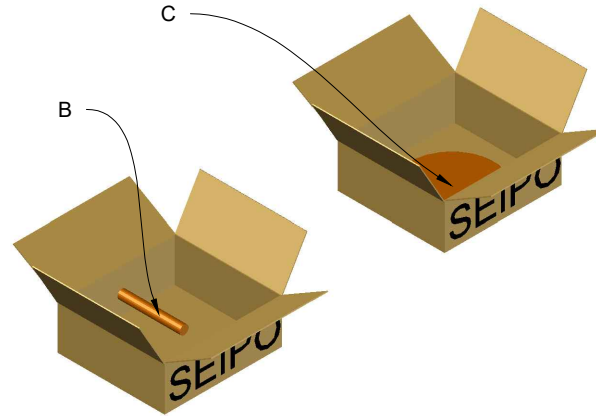


RS10

1) Estrarre la scocca (A) dalla scatola.  
1) Extract the body (A) from the box

2) Estrarre la base (C) la colonna (B) dalle scatole.  
2) Extract the base (C) and column (B) from the boxes

3) Inserire la colonna (B) nella base (C).  
3) Insert the column (B) in the base (C)



4) Inserire la colonna (B) nella base (C) tramite i bulloni.  
4) Insert the column (B) in the base (C) by means of the bolts

5) Inserire la scocca (A) nella colonna (B).  
5) Insert the body (A) on the column (B)

6) Posizionare il cono del movimento nella colonna (B) in modo da unire la scocca (A) e le parti assemblate precedentemente.  
6) Position the cone of the movement on the column (B), unite the body (A) to the beforehand assembled parts

